



# YMCA OF SOUTHWEST NOVA SCOTIA

ASSOCIATION OVERVIEW 2024




# IMPACT SNAPSHOT

## CHILD CARE

**790**

children registered daily in Licensed Childcare and BAP programs



**148%**

increase in capacity of children at Liverpool YMCA Child Centre post construction



## YOUTH CENTRE

**2,679**



youth accessed the King Street Youth Centre, and **852** accessed the Liverpool YMCA Youth Centre

**530**



times youth ages 12-24 accessed Y Our Safe Space

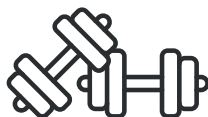
**800+**



Volunteer hours were provided by adult volunteers in support of Youth Dept. Programming

## MEMBERSHIP

**1387**



Community Members accessed health, fitness and child care services through YMCA memberships, approx. **77,000** times. A total of **3,839** day passes were sold

**316**



ongoing Joint Memberships with the Lunenburg County Lifestyle Centre



Since June of 2022, The YMCA of Southwest Nova Scotia supported individuals & families through **\$55,000+** in Membership Assistance

**83**



individuals participated in Contactless Food Pick-Up and Food Bank Delivery Services

# The YMCA of SWNS

There is potential inside all of us. But obstacles can get in the way: fear, doubt, a lack of affordable housing, isolation, discrimination. The Y believes everyone has the skills and ability to achieve. Every obstacle can be met with support, positivity and guidance. Every single person is worthy of the opportunity to shine. And when each of us shines, the collective strength of an entire community can be realized.



## Testimonial from a Parent of a child in Childcare at the YMCA:

*It's a good feeling knowing your child is being taken care of, but knowing that my child feels loved, puts that feeling on a whole other level. I will never forget the staff who have loved my girl, she will never forget them either. I am beyond grateful for the experiences she has had and will continue to have.*

*Best staff ever!*



## Testimonial from youth, age 16, who participates in youth centre programs:

*"I've learned that I am definitely a very anxious person, and although I'm anxious and although I feel like nothing's going to work out, people are there to catch me, and that makes me feel really good. This is a place where I can have fun, I belong, it's interesting, and I got to meet a lot of cool people through it."*

## Bill Harding, a member at the YMCA

*I highly recommend that people of all ages and genders enroll in the YMCA programs. Particularly their Wellness Program(s). Especially if you are an older adult. You may gain back your physical and even your mental health! I am sure your doctor will agree. And don't forget proper diet or get on one soon.*







## The obstacle:

Many families in Lunenburg and Queens Counties lack access to high-quality, inclusive, and affordable child care.



## The Y's response:

The YMCA of Southwest Nova Scotia is committed to making quality, affordable, flexible, and inclusive Early Learning and Childcare accessible to all families.

In 2024-2025, the Y expanded its support by launching four new Before and After School Program (BAP) sites in Berwick, Somerset, Bluenose, Hebville and Chester.



## The obstacle:

Lack of accessible mental health and addictions support for youth ages 12–25 in Southwest Nova Scotia.

## The Y's response:

Through Integrated Youth Services (IYS), the YMCA and community partners will provide easier access to mental health and addictions support for youth and their families in Lunenburg County and Queens County. Coordinated with the IWK Mental Health & Addictions Program and government partners, IYS offers in-person, outreach, and virtual services for youth ages 12–25. Projected to open in the Fall of 2025.

# Services We Provide



**BAP (Before & After School Program, 4-12 years)** Our licensed school age program creates a fun, entertaining and educational experience for all children. This program provides interesting opportunities for science & math activities, drama, fitness, reading, games, and much more! Nutritious snacks provided.



**Immigrant Programs (Y Reach)** For YMCA SWNS, we are based in Lunenburg County and Digby. YREACH provides information, orientation and **settlement support** Immigrants and Temporary Foreign Workers and their families who are new to communities across the province of Nova Scotia.



**Childcare (18mo - 5years, Full Day Program)** Our fully licensed Childcare Centre provides an emergent style and semi-structured play environment to meet the individual needs of the children.

## AND

**Child Mind (6mo - 10years, \$3.15/hour or included in membership)**

Well-trained staff and volunteers will care for your child(ren) while you take some time to work on your health and fitness.



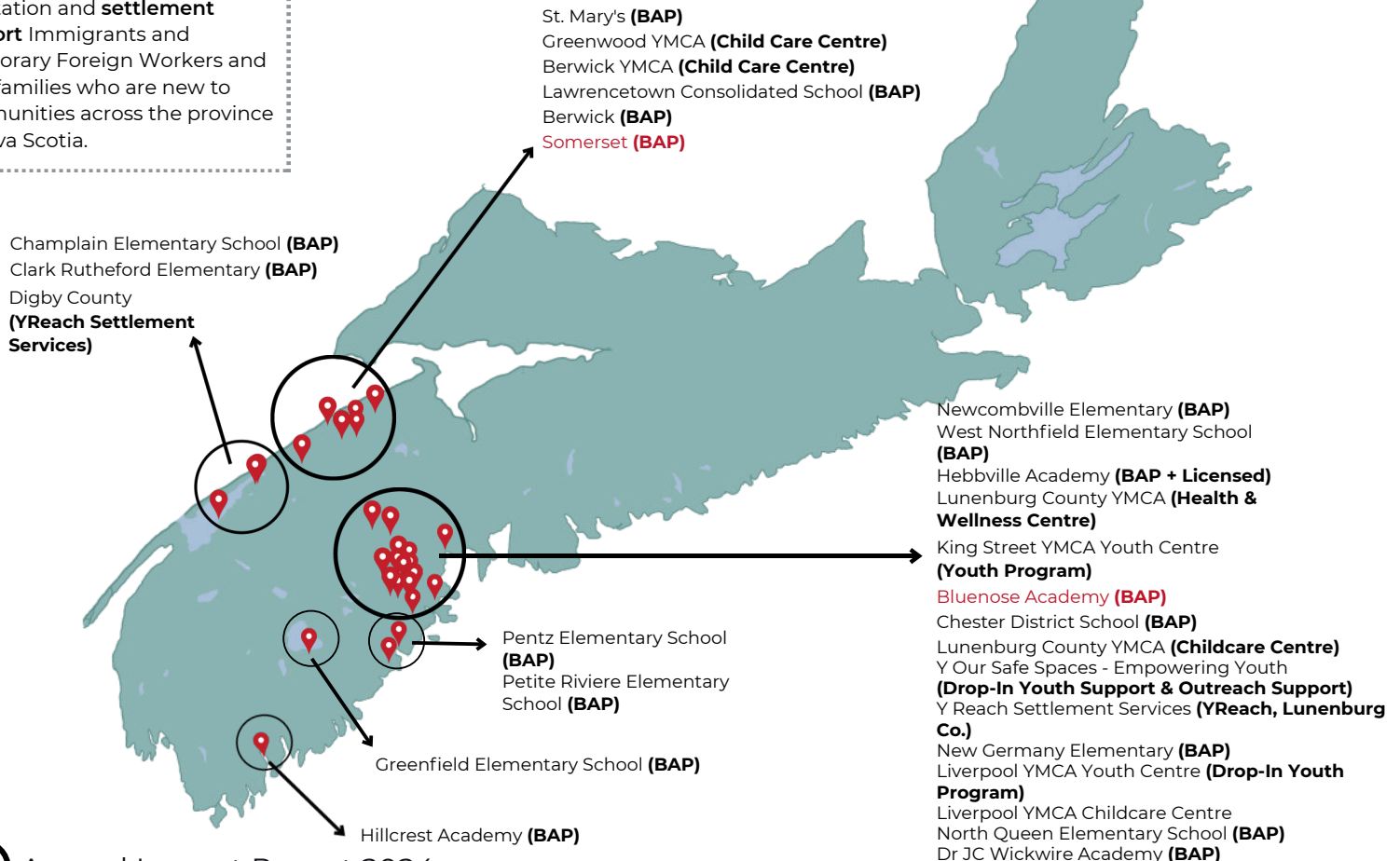
## Youth Programs

Our FREE programs, thanks to our funding partners, include: Youth Outreach Program, Youth Leader Program, YMCA King Street YMCA Youth Centre, Y Our Safe Space - Empowering Youth, Liverpool YMCA Youth Centre, Youth Conditioning & Youth Basketball, Drop-In Street Hockey & Outdoor Basketball, YThrive, (offered at our Wellness Centre), Cook It Up! Shop, Cook & Learn, Food & Fun, It's Your Choice - Teen Dating & Peer to Peer Violence Intervention & Prevention Program.



## YMCA Wellness Centre (11yrs +)

Offers a wide-range of fitness services to meet the needs of all its members - Fitness Centre, Live Well for people living with Chronic Diseases, Youth Programs, Drop-in Programs and Membership Assistance for those in financial need. We also offer joint-membership with the Lunenburg County Lifestyle Centre to access services at both facilities.





# — Our Strategic Priorities —

**Children and youth** shine with access to safe and welcoming spaces

By leveraging our strengths and collaborating with partners, we will establish and expand services for families across the region. Children and youth thrive with access to quality and inclusive programming.

We are committed to meeting needs in our region's rural areas so that all children and youth are connected and feel a sense of belonging.

People live brighter lives with **better physical and mental health**

By leading or working with like-minded organizations we will broaden the reach of our community-based healthcare solutions. With the right opportunities people of all ages adopt behaviours to achieve lifelong health.

We are committed to removing barriers and supporting individuals wherever they are in their health journey.

We are a **thriving organization**, equipped to ignite the best in our communities

By shining a light on the impact of the YMCA we will attract staff, volunteers, and partners who adhere to our values and are inspired by our vision. Strong partnerships and financial models will position us to respond flexibly to community needs and opportunities.

We commit to continual adaptation and innovation to have greater impact and relevancy in the communities we serve.





# Senior Management

**Yvonne Smith**, CEO

**Jennifer Keating-Hubley**, CFO

**Kim Roy**, Childcare Manager

**Samantha Green**, Centre Manager

**Kim Whitman-Mansfield**, Youth Director

**Natalie Measey**, Childcare Director

**Kim Whynot**, Manager of Marketing and Philanthropy

**Denise Covey**, Wellness Lead

**Karen Jodrey**, BAP Coordinator

**Serena Meaney**, Assistant Youth Director

**Andrew Leblanc**, YREACH Settlement Staff

**Bayleigh Mansfield**, Childcare Director, Liverpool YMCA Childcare Centre

**Samantha Taylor**, Childcare Director, Greenwood YMCA Childcare Centre

**Donna Grant**, Assistant Childcare Director, Berwick YMCA Childcare Centre

**Maddi Dobie**, BAP Coordinator

2024-2025

## Board of Directors

**Lawrence Garner**

**Jordan Armstrong**

**Janice Rahme**

**Elsbeth McLean-Wile**

**John Wright**

**Alan McMullin**

**Ken Bucholz**

**Mark Kaiser**

**Craig Moore**

**Valerie Caswell**

**Amanda Fancy**

# Financial Statements

## Statement of Financial Position

As of December 31st, 2024 (in thousands of dollars)

### YMCA OF SOUTHWEST NOVA SCOTIA ASSOCIATION

#### Statement of Financial Position

December 31, 2024

	Lunenburg Operating Fund	Lunenburg Building Fund	Fundy Legacy Fund	Greenwood Operating Fund	Berwick Operating Fund	Liverpool Operating Fund	2024	2023
<b>ASSETS</b>								
Current								
Cash	\$ 38,847	\$ -	\$ -	\$ -	\$ -	\$ -	\$ 38,847	\$ 327,861
Term deposits	950,000	50,000	-	-	-	-	1,000,000	950,000
Accounts receivable (Note 5)	413,354	-	-	15,502	372	46,149	475,377	288,895
Prepaid expenses	25,610	-	-	-	-	-	25,610	2,075
	1,427,811	50,000	-	15,502	372	46,149	1,539,834	1,568,831
Restricted cash	-	6,531	92,908	-	-	-	99,439	83,980
Capital assets (Note 6)	343,459	-	-	44,818	113,836	2,384,759	2,886,872	481,492
	\$ 1,771,270	\$ 56,531	\$ 92,908	\$ 60,320	\$ 114,208	\$ 2,430,908	\$ 4,526,145	\$ 2,134,303
<b>LIABILITIES</b>								
Current								
Accounts payable and accrued liabilities	\$ 206,701	\$ -	\$ -	\$ 23,826	\$ 2,255	\$ 7,282	\$ 240,064	\$ 301,684
Deferred revenue	86,727	-	-	-	-	-	86,727	21,855
Deferred contributions (Note 8)	267,578	-	-	7,886	2,579	11,199	309,242	431,077
	561,006	-	-	31,712	4,834	18,481	636,033	754,616
Deferred capital contributions (Note 9)	253,278	-	-	-	111,732	2,365,118	2,730,128	351,920
	834,284	-	-	31,712	116,566	2,383,599	3,366,161	1,106,536
<b>NET ASSETS (DEFICIT)</b>								
Unrestricted	846,805	51,731	-	(16,210)	(4,462)	27,668	905,532	814,215
Internally restricted	-	4,800	92,908	-	-	-	97,708	83,980
Investment in capital assets	90,181	-	-	44,818	2,104	19,641	156,744	129,572
	936,986	56,531	92,908	28,608	(2,358)	47,309	1,159,984	1,027,767
	\$ 1,771,270	\$ 56,531	\$ 92,908	\$ 60,320	\$ 114,208	\$ 2,430,908	\$ 4,526,145	\$ 2,134,303

# Financial Statements

## Statement of Financial Position

### YMCA OF SOUTHWEST NOVA SCOTIA ASSOCIATION

#### Statement of Operations

Year Ended December 31, 2024

	Lunenburg Operating Fund	Lunenburg Building Fund	Greenwood Operating Fund	Berwick Operating Fund	Liverpool Operating Fund	2024	2023
<b>REVENUE</b>							
Memberships and program dues	\$ 527,409	\$ -	\$ -	\$ -	\$ -	\$ 527,409	\$ 422,006
Childcare dues and program fees	616,795	-	549,826	82,561	375,505	1,624,687	1,005,306
Childcare dues - fee reduction funding	333,736	-	369,744	80,690	252,033	1,036,203	720,490
Grants and subsidies	1,357,917	-	552,537	131,754	488,672	2,530,880	1,593,794
Donations and fundraising	11,395	-	1,453	-	735	13,583	33,095
Interest	59,318	5,489	1,084	-	-	65,891	29,033
Other	28,942	-	-	-	4,000	32,942	27,140
	2,935,512	5,489	1,474,644	295,005	1,120,945	5,831,595	3,830,864
<b>EXPENSES</b>							
Active fees	50,258	-	-	-	-	50,258	30,068
Advertising and promotion	3,679	-	54	-	-	3,733	715
Amortization	103,626	-	13,904	7,525	4,963	130,018	30,528
Computer expenses	67,790	-	-	-	-	67,790	26,065
Contract services	19,244	-	943	-	398	20,585	21,258
Dues and fees	19,160	-	360	-	-	19,520	6,322
Food	62,749	-	90,010	21,434	59,785	233,978	132,441
Insurance	31,567	-	-	-	1,432	32,999	20,705
Interest and bank charges	3,736	-	-	-	-	3,736	3,718
Office	16,978	-	5,968	196	666	23,808	22,577
Professional fees	19,699	-	-	-	9,597	29,296	37,630
Program supplies and fees	115,641	-	21,144	6,927	33,006	176,718	200,855
Rental	92,691	-	49,960	-	-	142,651	139,769
Repairs and maintenance	99,522	-	16,872	2,974	14,813	134,181	113,968
Telephone and communications	24,654	-	4,478	1,409	5,520	36,061	27,239
Training	87,050	-	20,868	2,365	12,844	123,127	96,592
Utilities	7,999	-	10,837	3,893	16,209	38,938	29,822
Wages and benefits	2,175,580	-	1,090,537	257,907	806,151	4,330,175	2,717,623
YMCA Canada Association fees	101,806	-	-	-	-	101,806	70,753
	3,103,429	-	1,325,935	304,630	965,384	5,699,378	3,728,648
<b>EXCESS (DEFICIENCY) OF REVENUE OVER EXPENSES</b>	(167,917)	5,489	148,709	(9,625)	155,561	132,217	102,216
SHARED ALLOCATION RECOVERY (EXPENSE)	270,981	-	(137,854)	(28,460)	(104,667)	-	-
<b>EXCESS (DEFICIENCY) OF REVENUE OVER EXPENSES</b>	\$ 103,064	\$ 5,489	\$ 10,855	\$ (38,085)	\$ 50,894	\$ 132,217	\$ 102,216

	Lunenburg Operating Fund	Lunenburg Building Fund	Fundy Legacy Fund	Greenwood Operating Fund	Berwick Operating Fund	Liverpool Operating Fund	2024	2023
<b>NET ASSETS (DEFICIT) - BEGINNING OF YEAR</b>	\$ 845,252	\$ 54,860	\$ 79,896	\$ 34,956	\$ 18,003	\$ (5,200)	\$ 1,027,767	\$ 925,551
Excess (deficiency) of revenue over expenses	103,064	5,489	-	10,855	(38,085)	50,894	132,217	102,216
Interfund transfers	(11,330)	(3,818)	13,012	(17,203)	17,724	1,615	-	-
<b>NET ASSETS - END OF YEAR</b>	\$ 936,986	\$ 56,531	\$ 92,908	\$ 28,608	\$ (2,358)	\$ 47,309	\$ 1,159,984	\$ 1,027,767



# Financial Statements

## Statement of Financial Position

### YMCA OF SOUTHWEST NOVA SCOTIA ASSOCIATION

#### Statement of Cash Flows

Year Ended December 31, 2024

	2024	2023
<b>OPERATING ACTIVITIES</b>		
Excess of revenue over expenses for the year	\$ 132,217	\$ 102,216
Items not affecting cash:		
Amortization of capital assets	130,019	30,528
Amortizaion of deferred capital contributions (Note 9)	(67,314)	(22,225)
Loss on disposal of capital assets	776	-
	<b>195,698</b>	<b>110,519</b>
Changes in non-cash working capital:		
Accounts receivable	(186,482)	(144,421)
Prepaid expenses	(23,535)	4,852
Accounts payable and accrued liabilities	(61,620)	90,890
Deferred revenue	64,872	776
Deferred contributions	(121,836)	127,527
	<b>(328,601)</b>	<b>79,624</b>
Cash flow from (used by) operating activities	<b>(132,903)</b>	<b>190,143</b>
<b>INVESTING ACTIVITIES</b>		
Purchase of capital assets	(2,564,533)	(353,890)
Net purchase of term deposits	(50,000)	(295,138)
Cash flow used by investing activities	<b>(2,614,533)</b>	<b>(649,028)</b>
<b>FINANCING ACTIVITIES</b>		
Repayment of long term debt	-	(40,000)
Additions to deferred capital contributions (Note 9)	2,473,881	309,720
Cash flow from financing activities	<b>2,473,881</b>	<b>269,720</b>
<b>DECREASE IN CASH FLOW</b>	<b>(273,555)</b>	<b>(189,165)</b>
Cash - beginning of year	<b>411,841</b>	<b>601,006</b>
<b>CASH - END OF YEAR</b>	<b>\$ 138,286</b>	<b>\$ 411,841</b>
<b>CASH CONSISTS OF:</b>		
Cash	\$ 38,847	\$ 327,861
Restricted cash	99,439	83,980
	<b>\$ 138,286</b>	<b>\$ 411,841</b>

# Financial Statements

## Statement of Financial Position

### 4. TERM DEPOSITS

The carrying amounts of investments are comprised of the following recorded at cost:

	2024	2023
Royal Bank of Canada, GIC bearing interest at a rate of 5.17%, maturing February 2025	\$ 250,000	\$ -
Royal Bank of Canada, GIC bearing interest at a rate of 3.65%, maturing June 2025	750,000	-
Royal Bank of Canada, GIC bearing interest at a rate of 3.5%, maturing November 2024	-	50,000
Royal Bank of Canada, GIC bearing interest at a rate of 5.50%, maturing January 2024	-	150,000
Royal Bank of Canada, GIC bearing interest at a rate of 5.35%, maturing December 2024	-	750,000
	<b>\$ 1,000,000</b>	<b>\$ 950,000</b>

### 5. ACCOUNTS RECEIVABLE

	2024	2023
Accounts receivable - trade	\$ 270,244	\$ 248,641
Interest receivable	-	23,585
HST receivable	3,128	9,050
Queens Day Care Association - expansion funding	136,260	-
Province of Nova Scotia	67,002	-
Payroll deductions receivable	-	8,876
	<b>476,634</b>	<b>290,152</b>
Allowance for doubtful accounts	<b>(1,257)</b>	<b>(1,257)</b>
	<b>\$ 475,377</b>	<b>\$ 288,895</b>

The accounts receivable - trade are balances receivable by all YMCA locations regarding their normal course of operations.

### 6. CAPITAL ASSETS

	Cost	Accumulated amortization	2024 Net book value	2023 Net book value
Land	\$ 1	\$ -	\$ 1	\$ -
Buildings	2,495,359	10,608	2,484,751	112,900
Leasehold improvements	297,159	84,095	213,064	175,015
Fitness equipment	315,183	227,503	87,680	62,847
Playground equipment	30,318	19,558	10,760	13,792
Furniture and fixtures	114,683	45,109	69,574	88,230
Computer equipment	74,638	53,596	21,042	28,544
Signage	1,089	1,089	-	164
	<b>\$ 3,328,430</b>	<b>\$ 441,558</b>	<b>\$ 2,886,872</b>	<b>\$ 481,492</b>

### 7. BANK OPERATING LOAN

The Association has a bank operating line of credit with a limit of \$35,000, secured by a general security agreement bearing an interest rate of prime with a nil balance (2023 - \$Nil) at year end.



# Financial Statements

## Statement of Financial Position

### 8. DEFERRED CONTRIBUTIONS

Deferred grant contributions reported represent restricted operating funding received in the current period that is related to expenses of a subsequent period.

	2023	Additions	Distributions	2024
NS Dept. of Community Services	\$ 87,261	\$ 257,509	\$ (281,699)	\$ 63,071
NS Dept. of Justice	-	24,000	(12,197)	11,803
NS Dept. of Communities, Culture, Tourism and Heritage	-	15,000	(11,952)	3,048
Federal Department of Culture, History and Sport	12,560	-	(12,560)	-
Canada Parks and Recreation	24,228	-	(24,228)	-
LCCHB & QHB Welness Grants	2,964	7,000	(3,347)	6,617
Participation	618	-	(618)	-
NS SHIFT Program	894	-	(894)	-
Town of Bridgewater	1,236	5,000	(5,186)	1,050
YMCA Greater Toronto Area	1,008	65,095	(63,487)	2,616
United Way	-	54,000	(40,413)	13,587
IWK Project	-	52,592	(31,775)	20,817
Facility grants	73,374	35,130	(59,635)	48,869
Childcare grants	212,301	108,438	(212,301)	108,438
Other	14,633	29,326	(14,633)	29,326
	\$ 431,077	\$ 653,090	\$ (774,925)	\$ 309,242

### 9. DEFERRED CAPITAL CONTRIBUTIONS

Deferred capital contributions represent the unamortized portion of funding received for the purchase of property and equipment. The amortization of capital contributions is recorded as revenue in the statement of operations, and is calculated on the same basis as the related asset is depreciated. The changes in the deferred capital contributions balance are as follows:

	2024	2023
Balance - beginning of year	\$ 351,920	\$ 64,425
Add: capital contributions received during the year	2,473,881	309,720
Less: amortization of deferred capital contributions	(67,314)	(22,225)
Less: deferred contributions related to assets disposed of	(28,359)	-
Balance - end of year	\$ 2,730,128	\$ 351,920

### 10. NET ASSETS - INTERNALLY RESTRICTED

The Fundy Building Fund has been renamed the Fundy Legacy Fund and will be used to support future development and programming.

### 11. COMPARATIVE FIGURES

Some of the comparative figures have been reclassified to conform to the current year's presentation.



# Financial Statements

## Statement of Financial Position

### YMCA OF SOUTHWEST NOVA SCOTIA ASSOCIATION

#### ALLOCATION OF EXPENSES BETWEEN FUNDS

(Schedule 1)

Year Ended December 31, 2024

	Budget	Lunenburg Operating and Administration	Lunenburg Childcare Operations	Greenwood Operating Fund	Berwick Operating Fund	Liverpool Operating Fund
<b>Year ended December 31, 2024</b>						
Active fees	\$ 24,000	\$ 5,820	\$ 6,169	\$ 6,110	\$ 1,262	\$ 4,639
Computer expenses	28,600	6,935	7,351	7,282	1,503	5,529
Dues and fees	4,260	1,033	1,095	1,085	224	823
Interest and bank charges	2,400	582	617	611	126	464
Insurance	31,200	7,566	8,019	7,944	1,640	6,031
Office	2,000	485	514	509	105	387
Professional fees	18,000	4,364	4,627	4,583	946	3,480
Rent	79,500	51,675	27,825	-	-	-
Telephone and communications	7,200	1,746	1,851	1,833	378	1,392
Training	8,800	2,133	2,262	2,241	463	1,701
Wages and benefits - admin	344,913	83,641	88,652	87,815	18,130	66,675
YMCA Canada Association fees	70,073	16,992	18,011	17,841	3,683	13,546
	\$ 620,946	\$ 182,972	\$ 166,993	\$ 137,854	\$ 28,460	\$ 104,667
<b>Year ended December 31, 2023</b>						
Active fees	\$ 24,000	\$ 7,774	\$ 7,531	\$ 8,695	\$ -	\$ -
Computer expenses	21,400	6,932	6,715	7,753	-	-
Dues and fees	3,300	1,069	1,036	1,195	-	-
Insurance	16,750	5,426	5,256	6,068	-	-
Interest and bank charges	2,400	777	753	870	-	-
Office	2,000	648	628	724	-	-
Professional fees	15,000	4,859	4,707	5,434	-	-
Rent	79,500	51,675	27,825	-	-	-
Repairs and maintenance	10,100	6,565	3,535	-	-	-
Telephone and communications	7,200	2,332	2,259	2,609	-	-
Training	8,800	2,850	2,762	3,188	-	-
Wages and benefits - admin	194,212	62,909	60,946	70,357	-	-
YMCA Canada Association fees	38,100	12,341	11,956	13,803	-	-
	\$ 422,762	\$ 166,157	\$ 135,909	\$ 120,696	\$ -	\$ -

Expenses above are billed and for paid by the Lunenburg Operating and Administrative fund and are allocated between funds based on annual budgeted expenses. Lunenburg Operating and Administrative fund represents the net expense after the recovery allocated from Lunenburg Childcare, Greenwood Childcare, Berwick Childcare and Liverpool Childcare.

# Financial Statements

## Statement of Financial Position

YMCA OF SOUTHWEST NOVA SCOTIA ASSOCIATION

Lunenburg Operating and Administration

(Schedule 2)

Year Ended December 31, 2024

	Budget 2024	2024	2023
<b>REVENUE</b>			
Memberships and program dues	\$ 420,355	\$ 527,409	\$ 422,006
Grants and subsidies	666,007	634,454	619,952
Donations and fundraising	33,150	10,930	32,484
Interest	40,744	59,318	25,330
Other	18,300	28,942	21,168
	1,178,556	1,261,053	1,120,940
<b>EXPENSES</b>			
Active fees	24,000	50,258	30,068
Advertising and promotion	-	3,679	715
Amortization	22,200	47,999	24,068
Bad debts	2,500	-	-
Computer expenses	28,600	67,790	22,430
Contract services	25,200	19,244	21,258
Dues and fees	4,260	18,248	2,687
Insurance	30,450	29,704	20,705
Interest and bank charges	2,400	3,736	3,720
Office	9,750	14,812	15,319
Professional fees	18,000	19,699	18,480
Program supplies and fees	55,200	71,011	71,424
Rental	92,964	92,691	87,345
Repairs and maintenance	91,850	78,774	77,994
Telephone and communications	18,225	15,089	16,844
Training	60,800	57,473	54,196
Wages and benefits	899,063	938,129	819,438
YMCA Canada Association fees	70,073	101,806	70,753
Utilities	4,150	7,670	3,338
	1,459,685	1,637,812	1,360,782
<b>DEFICIENCY BEFORE UNDERNOTED</b>	(281,129)	(376,759)	(239,842)
<b>SHARED ALLOCATION RECOVERY</b>	333,300	437,974	256,605
<b>EXCESS OF REVENUE OVER EXPENSES</b>	\$ 52,171	\$ 61,215	\$ 16,763

# Financial Statements

## Statement of Financial Position

### YMCA OF SOUTHWEST NOVA SCOTIA ASSOCIATION

#### Lunenburg Childcare Operations

(Schedule 3)

Year Ended December 31, 2024

	Budget 2024	2024	2023
<b>REVENUE</b>			
Childcare dues and program fees	\$ 913,756	\$ 616,796	\$ 496,683
Childcare dues - fee reduction funding	-	331,888	287,946
Grants and subsidies	300,783	723,463	378,199
Donations and fundraising	-	465	611
	1,214,539	1,672,612	1,163,439
<b>EXPENSES</b>			
Amortization	1,200	55,627	-
Bad Debt	1,000	-	-
Dues and fees	-	912	3,635
Food	82,225	62,693	55,029
Insurance	750	1,863	-
Office	2,800	2,166	5,032
Program supplies and fees	17,875	44,630	34,807
Repairs and maintenance	-	20,748	9,938
Telephone and communications	4,800	9,565	3,326
Training	5,400	29,578	17,446
Wages and benefits	929,980	1,237,451	887,102
	1,046,030	1,465,233	1,016,315
<b>EXCESS BEFORE UNDERNOTED</b>	168,509	207,379	147,124
<b>SHARED ALLOCATION EXPENSE</b>	(166,800)	(166,993)	(135,909)
<b>EXCESS OF REVENUE OVER EXPENSES</b>	\$ 1,709	\$ 40,386	\$ 11,215



# Financial Statements

## Statement of Financial Position

### YMCA OF SOUTHWEST NOVA SCOTIA ASSOCIATION

#### Greenwood Childcare Operations

(Schedule 4)

Year Ended December 31, 2024

	Budget 2024	2024	2023
<b>REVENUE</b>			
Childcare dues and program fees	\$ 832,766	\$ 549,827	\$ 465,207
Childcare dues - fee reduction funding	-	369,744	379,846
Grants and subsidies	370,302	552,537	486,272
Donations and fundraising	-	1,453	-
Interest	-	1,084	1,953
Other	-	-	5,972
	1,203,068	1,474,645	1,339,250
<b>EXPENSES</b>			
Advertising and promotion	-	54	-
Amortization	-	13,904	6,460
Bad debts	1,000	-	-
Dues and fees	-	360	-
Computer expenses	-	-	3,635
Food	74,900	90,010	68,986
Office	1,800	5,968	1,272
Professional fees	-	-	5,690
Program supplies and fees	24,850	21,144	80,267
Rental	33,900	49,960	52,424
Repairs and maintenance	-	16,872	17,021
Telephone and communications	3,600	4,478	5,463
Training	4,200	20,868	15,026
Utilities	22,000	10,837	23,247
Contract services	-	943	-
Wages and benefits	871,819	1,090,537	871,807
	1,038,069	1,325,935	1,151,298
<b>EXCESS BEFORE UNDERNOTED</b>	164,999	148,710	187,952
<b>SHARED ALLOCATION EXPENSE</b>	(138,000)	(137,854)	(120,696)
<b>EXCESS OF REVENUE OVER EXPENSES</b>	\$ 26,999	\$ 10,856	\$ 67,256

# Financial Statements

## Statement of Financial Position

### YMCA OF SOUTHWEST NOVA SCOTIA ASSOCIATION

#### Berwick Childcare Operations

(Schedule 5)

Year Ended December 31, 2024

	Budget 2024	2024	2023
<b>REVENUE</b>			
Childcare dues and program fees	\$ 165,060	\$ 82,562	\$ 30,870
Childcare dues - fee reduction funding	-	80,690	36,320
Grants and subsidies	83,312	131,754	62,073
	248,372	295,006	129,263
<b>EXPENSES</b>			
Amortization	-	7,525	-
Food	14,855	21,434	7,100
Office	600	196	672
Professional fees	-	-	13,460
Program supplies and fees	2,776	6,927	10,988
Rental	2,000	-	-
Repairs and maintenance	-	2,974	8,832
Telephone and communications	2,400	1,409	1,274
Training	4,100	2,365	5,985
Utilities	-	3,893	2,016
Wages and benefits	237,236	257,907	98,345
	263,967	304,630	148,672
<b>DEFICIENCY OF REVENUE OVER EXPENSES</b>	(15,595)	(9,624)	(19,409)
<b>SHARED ALLOCATION EXPENSE</b>	(28,500)	(28,460)	-
<b>DEFICIENCY OF REVENUE OVER EXPENSES</b>	\$ (44,095)	\$ (38,084)	\$ (19,409)

### YMCA OF SOUTHWEST NOVA SCOTIA ASSOCIATION

#### Liverpool Childcare Operations

(Schedule 6)

Year Ended December 31, 2024

	Budget 2024	2024	2023
<b>REVENUE</b>			
Childcare dues and program fees	\$ 602,327	\$ 375,504	\$ 12,546
Childcare dues - fee reduction funding	-	252,033	16,378
Grants and subsidies	311,113	488,672	47,297
Donations and fundraising	-	735	-
	913,440	1,116,944	76,221
<b>EXPENSES</b>			
Amortization	-	4,963	-
Bad debts	1,000	-	-
Contract services	-	398	-
Food	54,209	59,785	1,326
Insurance	-	1,432	-
Office	2,000	666	282
Professional fees	-	9,597	-
Program supplies and fees	17,564	33,006	3,369
Rental	18,200	-	-
Repairs and maintenance	-	14,813	183
Telephone and communications	2,100	5,520	332
Training	5,200	12,844	3,939
Utilities	14,200	16,209	1,221
Wages and benefits	664,965	806,151	40,932
	779,438	965,384	51,584
<b>EXCESS OF REVENUE OVER EXPENSES</b>	134,002	151,560	24,637
<b>SHARED ALLOCATION RECOVERY</b>	(116,700)	(104,667)	-
<b>EXCESS OF REVENUE OVER EXPENSES</b>	\$ 17,302	\$ 46,893	\$ 24,637

# — The YMCA of SWNS —



## Our **Mission**

A charity dedicated to igniting the growth and development of everyone in our communities in spirit, mind, and body.



## Our **Values**

Caring, Honesty, Inclusiveness, Respect and Responsibility.



## Our **Vision**

Thriving and healthy communities where everyone is generously welcomed and can shine.

### **YMCA of Southwest Nova**

**Scotia** 75 High Street,  
Bridgewater, NS B4V 1V8 902-543-9622

### **Connect with us:**



@LunenburgCountyYMCA



@ymcalunenburg

[ymcasouthwestns.ca/donate](https://ymcasouthwestns.ca/donate)

[ymcasouthwestns.ca/Governance](https://ymcasouthwestns.ca/Governance)

